

## Investment Strategy

KiWi Private Credit Fund (the "Fund") invests in small balance loans in the U.S. across three verticals: (i) prime consumer loans; (ii) small business loans; and (iii) short-term residential development loans. Launched in June 2017, the Fund is managed by Kilgour Williams Capital and aims to generate regular monthly distributions to investors. These small balance loans offer attractive risk-adjusted yields for prime loans, short duration, and the potential for exceptional portfolio diversification. No single loan represents more than 1% of the portfolio and no single state represents more than 20% of the portfolio.

## May 2024 Commentary

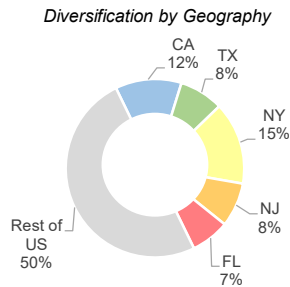
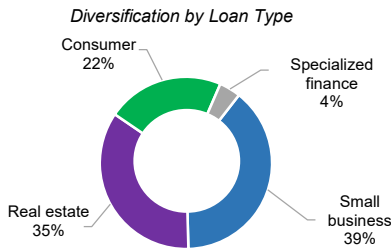
The Fund returned 0.47% in May 2024, bringing the 1-year return to 5.8% and the 5-year return to 6.7%.

The Fund is a strong, stable alternative to traditional bonds. As evidenced by the benchmarking chart on page 2, the Fund continues to generate steady, non-volatile positive returns in contrast to the volatile bond market. As noted previously, we have been adjusting the portfolio allocation in response to changes in the economy and the relative performance of each lending vertical. Over the past year, we have decreased the consumer portfolio and increased the portfolio of first lien real estate loans. We have also started allocating to specialized finance, such as overcollateralized term loans, preconstruction financing secured by portfolio of real estate, senior loans on commercial LOCs, and senior capital to car dealer floor plan lenders. Furthermore, we have reduced the usage of our line of credit, which is primarily used to manage cash drag as this is not a levered strategy.

## Portfolio Statistics

AVERAGE LOAN SIZE	\$34,591
WEIGHTED AVG CREDIT SCORE	713
PORTFOLIO DURATION (MONTHS)	12
SHARPE RATIO	1.1

## Portfolio Overview



## Time Period Returns (Annualized)

	1 Year	3 Year	5 Year
KiWi Private Credit Fund	5.8%	6.4%	6.7%

## Historical Performance of Class I (USD)

	JAN	FEB	MAR	APR	MAY	JUN	JUL	AUG	SEP	OCT	NOV	DEC	YTD
2024	0.52%	0.58%	0.43%	0.35%	0.47%								2.4%
2023	0.18%	0.13%	0.32%	0.34%	0.24%	0.40%	0.49%	0.42%	0.45%	0.45%	0.42%	0.64%	4.6%
2022	0.65%	0.54%	0.57%	1.04%	0.63%	0.89%	0.36%	0.63%	0.50%	0.60%	0.25%	0.28%	7.2%
2021	0.76%	0.56%	0.59%	0.87%	0.80%	1.10%	0.38%	1.13%	0.59%	0.70%	0.44%	0.51%	8.8%
2020	0.55%	0.77%	0.40%	0.03%	0.51%	0.49%	0.89%	0.52%	0.51%	0.84%	0.69%	0.90%	7.3%
2019	0.36%	0.56%	0.74%	0.53%	0.86%	0.42%	0.64%	0.79%	0.27%	0.40%	0.47%	0.40%	6.6%
2018	0.66%	0.20%	0.43%	0.61%	0.43%	0.47%	0.45%	0.48%	0.44%	0.35%	0.49%	0.28%	5.4%
2017	Portfolio ramp period								0.32%	0.38%	0.06%	0.44%	n/a

## Historical Performance of Class J (Hedged CAD)

	JAN	FEB	MAR	APR	MAY	JUN	JUL	AUG	SEP	OCT	NOV	DEC	YTD
2024	0.41%	0.47%	0.44%	0.25%	0.40%								2.0%
2023	0.10%	0.04%	0.25%	0.20%	0.09%	0.28%	0.39%	0.30%	0.28%	0.35%	0.27%	0.51%	3.1%
2022	0.61%	0.45%	0.60%	1.02%	0.56%	0.83%	0.31%	0.63%	0.71%	0.54%	0.24%	0.16%	6.9%
2021	n/a	0.52%	0.53%	0.79%	0.76%	1.11%	0.39%	1.05%	0.55%	0.66%	0.35%	0.39%	7.3%

## Performance

MAY 2024	0.47%
YTD	2.4%

## Fund Information

MANAGEMENT FEE	1.25%
----------------	-------

REDEMPTION TERMS	MONTHLY
CLOSING	MONTHLY

MINIMUM INVESTMENT	\$10,000
--------------------	----------

STRUCTURE	LIMITED PARTNERSHIP MUTUAL FUND TRUST
-----------	--

DISCLOSURE	OFFERING MEMORANDUM
------------	---------------------

## Fund Codes

USD-denominated

CLASS I: KIL105

CLASS I: KIL310 (for registered accounts)

CAD-denominated (hedged)

CLASS J: KIL111

CLASS J: KIL312 (for registered accounts)

## Service Providers

AUDITOR	KPMG
CUSTODIAN	Inspira Financial
ADMINISTRATOR	SGGG Fund Services
LEGAL	McMillan

## Contact Information

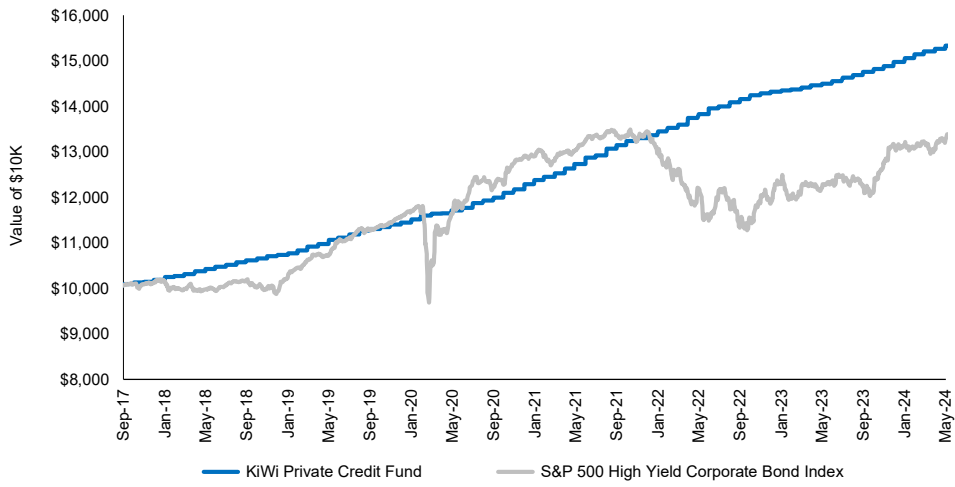
KILGOUR WILLIAMS CAPITAL  
49 FRONT ST EAST  
SUITE 400  
TORONTO, ON  
M5E 1B3

SARAH CHENG  
HEAD OF IR & BUSINESS DEVELOPMENT

✉ SC@KILGOURWILLIAMS.COM

☎ (416) 843-2144

### KiWi Private Credit Fund vs. High Yield Bonds



*This document does not represent an offer to buy or sell products or services of Kilgour Williams Capital Inc. (KWC) nor is it intended as investment and/or financial advice on any subject matter. The securities described herein are only available to Accredited Investors in Canada by private placement in accordance with applicable securities laws. The information disclosed in this summary is incomplete, and investors should read important information contained in the Offering Memorandum for the KiWi Private Credit Fund dated June 19, 2017 before investing. Information contained herein is derived from sources which are believed to be reliable but KWC makes no representation that this information is accurate or complete. Opinions expressed herein are based solely upon the author's current analysis and interpretation of such information and is subject to change. Certain of the statements may contain forward-looking statements, which involve known and unknown risk which may cause the actual results to be materially different from any performance expressed or implied by such forward-looking statements. Past performance is not indicative of future performance and results are not guaranteed. This sheet is intended to report historical performance and certain risk statistics. KiWi Private Credit Fund is a product of Kilgour Williams Capital Inc.*